




# BEAUTY THAT'S INVINCIBLE



DOOR: A252 MAHOGANY WOODGRAIN, CASHMERE FINISH, A GLASS (CLEAR BEVELED, COTSWALD/RAIN), POLISHED ZINC CAMING

*All door glass in this catalog was photographed with an amber background for visual distinction. All glass is clear decorative glass, not amber.*

*This catalog includes comprehensive information about our IWP Aurora doors. For more information on JELD-WEN® windows and doors, call **800.JELD-WEN** or visit [www.jeld-wen.com](http://www.jeld-wen.com).*





The visual richness of wood. The solid heft of wood. The unique character marks of wood. IWP® Aurora™ Custom Fiberglass exterior doors reflect all these characteristics. For homeowners in harsher climates, they also offer something no wood exterior door can—low-maintenance durability. They're engineered to withstand the rigors of any climate, whether hot or cold, wet or dry. So these doors are more than remarkably beautiful. They're persistently reliable.

### Table of Contents

IWP Aurora Old World Collection.....	4
IWP Aurora Craftsman Collection.....	12
IWP Aurora Classic Collection.....	14
IWP Aurora Decorative Metal Grille Doors.....	32
IWP Aurora Patio Doors.....	36
Design Options.....	44
Strata™ Technology.....	48
IWP® Insignia® Door System.....	50
Warranty.....	52
Door Index.....	53






# THE IWP® AURORA™ OLD WORLD COLLECTION



DOOR: A1322 MAHOGANY WOODGRAIN, CARAMEL FINISH



With their unique charm, it's no wonder that door designs in this collection are some of our most popular. They are crafted to reflect the timeless enchantment and visual warmth of Old World aesthetics, so they're sure to enhance new and existing homes alike. These doors are available in a beautiful range of stain colors, hardware and decorative accents, as well as glass inserts that can be customized with different designs, glass types and coming. To review these options, please see pages 44-47.



**A1202**  
 Mahogany Woodgrain Double Radius Top Panel Doors,  
 Caramel Finish, Optional 1-3/4" Round Clavos in Dark  
 Patina  
 6'0" x 8'0" system shown



**A1202**  
 Knotty Alder Woodgrain  
 Radius Top Panel Door, Cashmere  
 Finish, Optional Speakeasy and  
 Bordeaux Grille in Dark Patina  
 8'0" shown



**A1322**  
 Knotty Alder Woodgrain  
 Radius Top Panel Door, Mocha  
 Finish, Optional 1-3/4" Round  
 Clavos in Dark Patina  
 8'0" shown



**A1322**  
 Knotty Alder Woodgrain  
 Segment Top Panel Door  
 Chappo Finish  
 8'0" shown





**A1322**  
 Knotty Alder Woodgrain  
 Panel Door, Honey Finish  
 8'0" shown



**A1202**  
 Knotty Alder Woodgrain  
 Panel Door, Caramel Finish,  
 Optional 1-3/4" Diamond Clavos  
 in Dark Patina  
 8'0" shown



**A1202**  
 Knotty Alder Woodgrain  
 Panel Door, Caramel Finish  
 8'0" shown



**A1202**  
 Knotty Alder Woodgrain  
 Panel Door, Chappo Finish  
 8'0" shown



**A1202**  
 Knotty Alder Woodgrain  
 Panel Door, Caramel Finish,  
 Optional 1" Round Clavos  
 in Dark Patina  
 8'0" shown



**A1221**  
 Mahogany Woodgrain  
 Panel Door, Mocha Finish,  
 Optional 1-3/4" Round Clavos  
 in Dark Patina  
 8'0" shown



**A1208**  
Knotty Alder Woodgrain Panel Door, Antique Caramel Finish  
8'0" shown



**A1222**  
Knotty Alder Woodgrain Panel Door, Caramel Finish  
8'0" shown



**A1202**  
Mahogany Woodgrain Radius Top Panel Door, Mocha Finish  
8'0" shown



**A1322**  
Mahogany Woodgrain Radius Top Panel Door, Caramel Finish, Optional 1-3/4" Round Clavos in Dark Patina  
8'0" shown



**A1322**  
Mahogany Woodgrain Segment Top Panel Door, Sable Finish  
8'0" shown



**A1322**  
Mahogany Woodgrain Panel Door, Honey Finish, Optional 1-3/4" Round Clavos in Dark Patina  
8'0" shown





**A1301**  
Mahogany Woodgrain Panel Door,  
Sequoia Finish, Optional 1-3/4"  
Round Clavos in Dark Patina  
8'0" shown



**A1301**  
Paint Surface  
Segment Top Panel Door, Forest  
Finish, Optional 1" Round Clavos  
in Dark Patina  
8'0" shown



**A1202**  
Mahogany Woodgrain  
Panel Door, Caramel Finish  
8'0" shown



**A1322**  
Knotty Alder Woodgrain Radius  
Top Panel Door, Mocha Finish  
8'0" shown



**A1301**  
 Mahogany Woodgrain  
 Radius Top Panel Door,  
 Cashmere Finish, Optional 1"  
 Round Clavos in Dark Patina  
 8'0" shown



**A1308**  
 Knotty Alder Woodgrain  
 Radius Top Panel Door, Antique  
 Mocha Finish, Optional 1-3/4"  
 Round Clavos in Dark Patina  
 8'0" shown



**A1301**  
 Knotty Alder Woodgrain  
 Door, Antique Cashmere  
 Finish, Optional 1"  
 Round Clavos and  
 Speakeasy with Rustic Grille  
 in Dark Patina  
 8'0" shown



**A1209**  
 Knotty Alder Woodgrain  
 Panel Door, Chappo Finish,  
 Optional Speakeasy with  
 Seville Grille in Dark Patina  
 6'8" shown

# AUTHENTIC OPTIONS

We created options with our Old World Collection door designs especially in mind. They enhance the visual appeal of any design, while giving the door an architecturally authentic look. A sampling of these options are shown here. Please see pages 44-47 for the full range.



## Speakeasies

For door designs with speakeasies, we offer a range of grilles to highlight this distinctive feature.



## Antique finishes

Especially ideal for our Old World designs, these finishes provide an aged look that enhances the woodgrain's pattern.



## Distressing

This technique brings out the door's character marks for a charming, rustic appearance.



## Clavos

Select clavos for the look of bolt heads used in Medieval and Renaissance architecture. They have a handmade look.



## Straps

These accents have a hand-forged look, which adds character to a door's rails, corners or radius components.





**Perfectly complement** a Craftsman, Shaker or Mission style home with the authentic designs in this collection. These designs include many of Craftsman architecture's defining features, including bold, clean lines with simple flat panels and non-profiled sticking. Options include architecturally inspired shelves, various woodgrain stain and paint surface colors and glass inserts created from your choice of designs, glass types and coming. To review these options, please see pages 44-47.



**A312**  
Red Oak Woodgrain Door,  
Chappo Finish, Z Glass,  
Optional Shelf



DOOR: A387 MAHOGANY WOODGRAIN, CASHMERE FINISH, Z GLASS, OPTIONAL SHELF  
SIDELIGHTS: A1103 MAHOGANY WOODGRAIN, CASHMERE FINISH, Z GLASS

# THE IWP® AURORA™ CRAFTSMAN COLLECTION



**A387 Door and A1103 Sidelights**  
 Mahogany Woodgrain, Sequoia Finish, X Glass  
 6'8" shown



**A362 Door and A1103 Sidelights**  
 Mahogany Woodgrain, Antique Cashmere Finish,  
 Insulated Glass, Optional Shelf  
 6'8" shown  
 Note: Same lite configuration (9-lite) in 8'0" door



**A312 Door and A1103 Sidelights**  
 Mahogany Woodgrain, Antique Caramel Finish,  
 X Glass, Optional Shelf  
 6'8" shown



**A312 Door and A1103 Sidelights**  
 Mahogany Woodgrain, Sable Finish, Z Glass  
 6'8" shown







# THE IWP® AURORA™ CLASSIC COLLECTION



Add a sense of elegance to any home with a door from this distinctive collection. These versatile doors are designed to complement nearly any architectural style, from Colonial to Contemporary. And each one can be enhanced with your unique choice of options. This selection includes various woodgrain and paint surface colors and decorative glass inserts that can be personalized with a range of designs, glass types and coming. To review these options, please see pages 44-47.



**A250**  
Mahogany Woodgrain Doors and Sidelights, Sequoia Finish, C Glass (Clear Beveled, Ripple, Clear Water), Brass Caming  
6'8" shown



**A250**  
Mahogany Woodgrain Panel Door and Sidelight, Sequoia Finish, C Glass (Clear Beveled, Ripple, Clear Water), Brass Caming  
6'8" shown



**A250**  
Paint Surface Panel Door and Sidelight, Eggshell Finish, C Glass (Clear Beveled, Ripple, Clear Water), Brass Caming  
6'8" shown



**A250**  
Paint Surface Door and Sidelight, Ivory Finish, C Glass (Clear Beveled, Ripple, Clear Water), Brass Caming  
6'8" shown



**A250**  
Paint Surface Doors  
and Sidelights, Ivory Finish,  
C Glass (Clear Beveled,  
Ripple, Clear Water),  
Brass Caming  
6'8" shown



**A250U**  
Door Glass, U Glass  
(Clear Beveled, Glue Chip  
Beveled, Ripple), Patina Caming



**A250Y**  
Door Glass, Y Glass (Clear  
Beveled, Glue Chip, Ripple),  
Polished Zinc Caming





**A252**  
Mahogany Woodgrain Doors and Sidelights, Sequoia Finish, A Glass (Clear Beveled, Rain (Cotswald)),  
Polished Zinc Caming  
6'8" shown



DOORS: A252 PAINT SURFACE, EGGSHLL FINISH, A GLASS, (CLEAR BEVELED, RAIN (COTSWALD)), POLISHED ZINC CAMING, 6'8" shown



DOORS: A252 MAHOGANY WOODGRAIN, SEQUIOA FINISH, A GLASS, (Clear Beveled, Rain (Cotswald)) POLISHED ZINC CAMING



**A252**  
Paint Surface Doors and Sidelights, Eggshell Finish, A Glass  
(Clear Beveled, Rain (Cotswald)), Polished Zinc Caming  
6'8" shown



**A412**  
 Mahogany Woodgrain Panel Door and Sidelights, Sequoia Finish, H Glass (Clear Beveled, Clear Baroque), Brass Caming, Optional Carving  
 6'8" shown



**A412**  
 Paint Surface Panel Door, Khaki Finish  
 6'8" shown



**A412**  
 Paint Surface Panel Door and Sidelights, Khaki Finish, L Glass (Clear Beveled, Clear Water), Brass Caming, Optional Carving  
 6'8" shown



**A412**  
 Oak Woodgrain Door and Sidelight, Honey Finish, H Glass (Clear Beveled, Clear Baroque, Glue Chip), Brass Caming  
 6'8" shown





DOOR: A302 MAHOGANY WOODGRAIN, CAMEL FINISH



**A401**  
Oak Woodgrain Door and Sidelights, Cashmere Finish, C Glass (Clear Beveled, Ripple, Clear Water), Brass Caming 6'8" shown



**A401B**  
Sidelight Glass, B Glass (Clear Beveled, Glue Chip, Clear Water), Patina Caming



**A401B**  
Door Glass, B Glass (Clear Beveled, Glue Chip, Clear Water), Patina Caming



**A200**  
Paint Surface Doors, Khaki Finish, Y Glass (Clear Beveled, Reed, Glue Chip, Rain (Cotswald)), Patina Caming  
6'8" shown



**A200**  
Paint Surface Doors, Khaki Finish, Q Glass (Clear Beveled, Reed, Glue Chip, Rain (Cotswald)), Polished Zinc Caming  
6'8" shown





**A225**  
Oak Woodgrain Panel Door,  
Honey Finish  
8'0" shown



**A225**  
Oak Woodgrain Panel Door and Sidelight,  
Cashmere Finish, R Glass (Clear Beveled, Clear  
Baroque, Glue Chip), Brass Caming  
8'0" shown



**A225J**  
Door and Sidelight Glass,  
J Glass (Clear Beveled,  
Glue Chip), Brass Caming



**A225Q**  
Door and Sidelight Glass,  
Q Glass (Clear Beveled,  
Reed, Rain (Cotswald)),  
Brass Caming



**A201**  
Oak Woodgrain Doors and Sidelights, Honey Finish, Q Glass (Clear Beveled, Reed,  
Glue Chip, Rain (Cotswald)), Brass Caming  
8'0" shown



**A225T**  
Door and Sidelight Glass,  
T Glass (Clear Beveled,  
Glue Chip, Gotta), Polished  
Zinc Caming





**A115**  
Mahogany Woodgrain Door,  
Sequoia Finish, LG Glass (Clear  
Beveled, Clear Green, Rose,  
Gold Antique), Brass Caming  
6'8" shown



**A115**  
Mahogany Woodgrain Door and Sidelight,  
Sequoia Finish, T Glass (Clear Beveled, Glue Chip,  
Gotta, Ripple), Brass Caming, Optional Carving  
6'8" shown



**A115**  
Paint Surface Door and Sidelight, Eggshell  
Finish, V Glass (Clear Beveled, Glue Chip,  
Black Baroque, Dark, Clear Ripple), Polished  
Zinc Caming  
6'8" shown



**A115**  
Paint Surface Door and Sidelights, Eggshell Finish, G Glass  
(Clear Beveled, Glue Chip, Gotta, Ripple), Patina Caming,  
Optional Carving  
6'8" shown



DOOR: A110 MAHOGANY WOODGRAIN, RADIUS TOP, SEQUOIA FINISH, 8'0" shown





**A110**  
Oak Woodgrain Door and Sidelights, Cashmere Finish, T Glass (Clear Beveled, Glue Chip, Gotta), Polished Zinc Caming  
6'8" shown



**A110J**  
Door and Sidelight Glass,  
J Glass (Clear Beveled,  
Glue Chip), Brass Caming



**A110Q**  
Door Glass,  
Q Glass: (Clear Beveled,  
Reed, Rain (Cotswald)),  
Brass Caming



**A110R**  
Door and Sidelight Glass,  
R Glass (Clear Beveled,  
Clear Baroque, Glue Chip),  
Brass Caming





**A110**  
 Paint Surface Panel Door,  
 Forest Finish  
 8'0" shown



**A110**  
 Mahogany Woodgrain Radius  
 Top Panel Door, Sequoia Finish  
 8'0" shown



**A102**  
 Mahogany Woodgrain Panel  
 Door, Sequoia Finish  
 8'0" shown




**A110**  
 Oak Woodgrain Panel Door, Honey  
 Finish, Optional Carving  
 6'8" shown



**A110**  
 Oak Woodgrain Door, Mocha Finish,  
 J Glass (Clear Beveled, Glue Chip),  
 Brass Caming  
 6'8" shown



**A465**  
 Mahogany Woodgrain  
 Panel Door, Merlot Finish  
 6'8" shown



**A800**  
 Paint Surface Doors and Sidelights, Ivory Finish, Clear Beveled Glass  
 6'8" shown



**A302**  
 Mahogany Woodgrain Panel Door, Cashmere Finish, J Glass (Clear Beveled, Glue Chip) Brass Caming  
 6'8" shown



**A302J**  
 Door Glass, J Glass (Clear Beveled, Glue Chip), Brass Caming



**A302Q**  
 Door Glass, Q Glass (Clear Beveled, Reed, Rain (Cotswald)), Brass Caming



**A302R**  
 Door Glass, R Glass (Clear Beveled, Clear Baroque, Glue Chip), Brass Caming



**A302T**  
 Door Glass, T Glass (Clear Beveled, Glue Chip, Gotta), Polished Zinc Caming



**A730**  
Oak Woodgrain Panel Door,  
Honey Finish  
6'8" shown



**A890**  
Oak Woodgrain Panel Door,  
Mocha Finish  
6'8" shown



**A890**  
Mahogany Woodgrain Door,  
Cashmere Finish, A Glass (Clear  
Beveled, Glue Chip), Brass Caming  
6'8" shown



**A302**  
Mahogany Woodgrain Panel  
Door, Cashmere Finish,  
Optional Carving  
6'8" shown



**A890**  
Mahogany Woodgrain Door,  
Sequoia Finish, C Glass (Clear  
Beveled, Glue Chip, Clear Baroque),  
Brass Caming  
6'8" shown



**A890**  
Paint Surface Door,  
Cobalt Finish, B Glass (Clear  
Beveled, Glue Chip, Ripple),  
Patina Caming  
6'8" shown





**A112Q**

Door and Sidelight Glass  
Q Glass (Clear Beveled,  
Reed, Rain (Cotswald))  
Brass Caming



**A112R**

Door and Sidelight Glass  
R Glass (Clear Beveled,  
Clear Baroque, Glue  
Chip), Brass Caming



**A112T**

Door and Sidelight Glass  
T Glass (Clear Beveled,  
Glue Chip, Gotta), Polished  
Zinc Caming



**A112**

Oak Woodgrain Door and Sidelights, Honey Finish, J Glass (Clear Beveled,  
Glue Chip), Brass Caming  
6'8" *shown*



**A112**  
Oak Woodgrain Door,  
Caramel Finish, Q Glass  
(Clear Beveled, Reed, Rain  
(Cotswald)), Brass Caming  
6'8" shown



**A112**  
Mahogany Woodgrain  
Panel Door, Sequoia Finish,  
Optional Carving  
6'8" shown



**A112**  
Paint Surface Panel Door,  
Eggshell Finish  
6'8" shown



**A160**  
Oak Woodgrain Panel Door,  
Honey Finish  
6'8" shown





These door designs infuse any entry with a unique sense of elegance. Each one features a single lite with a decorative metal grille. Various grille designs are available to suit different architectural styles from Old World to Modern. Our decorative metal grille doors come in the woodgrain species and finish combination you select.



DOOR: A5037 MAHOGANY WOODGRAIN, CARAMEL FINISH, CLEAR IG GLASS WITH HERITAGE GRILLE IN DARK PATINA, OPTIONAL SEGMENT TOP



# IWP® AURORA™ DECORATIVE METAL GRILLE DOORS



**A1260**  
Mahogany Woodgrain Doors, Caramel Finish,  
Clear IG Glass, with Helios™ Grille in Dark Patina,  
Optional Segment Top  
6'8" shown



**A1260**  
Knotty Alder Woodgrain Doors, Mocha Finish,  
Clear IG Glass with Nouveau™ Grille in Dark Patina,  
Optional Segment Top  
6'8" shown



**A5037**  
Knotty Alder Woodgrain Door,  
Mocha Finish, Clear IG Glass  
with Metropolis™ Grille, in  
Dark Patina  
6'8" shown



**A5037**  
Knotty Alder Woodgrain Door,  
Mocha Finish, Clear IG Glass  
with Chateaux Grille in  
Dark Patina  
6'8" shown



**A5037**  
Mahogany Woodgrain Door,  
Caramel Finish, Clear IG Glass  
with Sundial™ Grille in  
Dark Patina  
6'8" shown



**A5037**  
Mahogany Woodgrain Door,  
Caramel Finish, Clear IG Glass  
with Armada™ Grille in  
Dark Patina  
6'8" shown



**A5037**  
 Knotty Alder Woodgrain Door,  
 Mocha Finish, Clear IG Glass  
 with Etruscan™ Grille in Dark  
 Patina, Optional Radius Top  
 6'8" shown



**A5037**  
 Mahogany Woodgrain Door,  
 Caramel Finish, Clear IG Glass  
 with Infinity Grille in Dark  
 Patina, Optional Radius Top  
 6'8" shown



**A5037**  
 Knotty Alder Woodgrain  
 Door, Mocha Finish, Clear IG  
 Glass with Lotus Grille in Dark  
 Patina, Optional Radius Top  
 6'8" shown



**A5037**  
 Knotty Alder Woodgrain Door,  
 Mocha Finish, Clear IG Glass with  
 Heritage Grille in Dark Patina,  
 Optional Segment Top  
 6'8" shown



**A5037**  
 Mahogany Woodgrain Door,  
 Caramel Finish, Clear IG Glass  
 with Century Grille in  
 Dark Patina  
 6'8" shown



**A5037**  
 Knotty Alder Woodgrain Door,  
 Mocha Finish, Clear IG Glass  
 with Georgian Grille in  
 Dark Patina  
 6'8" shown





**A5037**  
Mahogany Woodgrain Door,  
Caramel Finish, Clear IG Glass  
with Regal Grille in Dark  
Patina, Optional Segment Top  
6'8" shown



**A5037**  
Mahogany Woodgrain Door,  
Caramel Finish, Clear IG Glass  
with Monte Carlo™ Grille in  
Dark Patina, Optional  
Radius Top  
6'8" shown



**A5037**  
Knotty Alder Woodgrain Door,  
Mocha Finish, Clear IG Glass  
with Versailles Grille in Dark  
Patina, Optional Radius Top  
6'8" shown



**A5037**  
Mahogany Woodgrain Door,  
Caramel Finish, Clear IG Glass  
with Meander™ Grille in Dark  
Patina  
6'8" shown



**A5037**  
Mahogany Woodgrain Door,  
Caramel Finish, Clear IG Glass  
with Cathedral™ Grille in Dark  
Patina  
6'8" shown



**A1260**  
Knotty Alder Woodgrain Doors,  
Mocha Finish, Clear IG Glass with  
Mediterranean™ Grille in Dark  
Patina, Optional Segment Top  
6'8" shown





SDL DOORS: A5506 MAHOGANY WOODGRAIN,  
CAMEL FINISH, CLEAR IG GLASS

We offer two different types of patio doors, each with their own brilliant beauty. Our new folding door systems operate accordion style, which means each section slides on an overhead track and neatly folds away for full access to the indoors or outdoors. Many IWP Aurora Custom Fiberglass door designs can be incorporated into this system. We also create one of the most superior fiberglass SDL patio doors in the market. Each one of our SDL patio doors features a true divided lite appearance that requires virtually no maintenance, and they come in designs to match or coordinate with our exterior doors.

# IWP® AURORA™ PATIO DOORS



FOLDING DOOR SYSTEM: A5001 MAHOGANY WOODGRAIN, CARAMEL FINISH, CLEAR IG GLASS



FOLDING DOOR SYSTEM: A5509 MAHOGANY WOODGRAIN, ANTIQUE HONEY FINISH, CLEAR IG GLASS



SDL DOORS: A5015 MAHOGANY WOODGRAIN, ANTIQUE CARAMEL FINISH, CLEAR IG GLASS



**A5001 Door and A5701 Sidelight**  
Mahogany Woodgrain, Caramel Finish,  
Clear IG Glass  
6'8" shown



**A5001 Door and A5701 Sidelight**  
Paint Surface, Eggshell Finish, Clear IG Glass  
6'8" shown



**A5010 SDL Door and A5705 SDL Sidelight**  
Mahogany Woodgrain, Caramel Finish,  
Clear IG Glass  
6'8" shown



**A5010 SDL Door and A5705 SDL Sidelight**  
Paint Surface, Ivory Finish, Clear IG Glass  
6'8" shown





**A5512 SDL Door and A5512 SDL Sidelight**  
 Mahogany Woodgrain, Antique Caramel  
 Finish, Clear IG Glass  
 6'8" shown



**A5944 SDL Door and A5703 SDL Sidelight**  
 Mahogany Woodgrain, Sequoia Finish,  
 Clear IG Glass  
 6'8" shown



**A5015 SDL Door and A5705 SDL Sidelight**  
 Mahogany Woodgrain, Cashmere Finish,  
 Clear IG Glass  
 6'8" shown



**A5015 SDL Door and A5705 SDL Sidelight**  
 Paint Surface, Ivory Finish, Clear IG Glass  
 6'8" shown



**A5506**  
Mahogany Woodgrain Segment Top SDL  
Doors, Mocha Finish, Clear IG Glass  
6'8" shown



**A5509**  
Mahogany Woodgrain SDL  
Door, Antique Honey Finish,  
Clear IG Glass  
6'8" shown



**A5944**  
Mahogany Woodgrain SDL Door,  
Honey Finish, Clear IG Glass  
6'8" shown

All glass in IWP® patio doors is clear. Frosted and Low-E glass is available.



SDL DOORS: A5508 MAHOGANY WOODGRAIN,  
SABLE FINISH, CLEAR IG GLASS



SDL DOORS: A5012 MAHOGANY WOODGRAIN, ANTIQUE  
CHAPPO FINISH, CLEAR IG GLASS



**A5037**  
 Mahogany Woodgrain Door,  
 Cherry Finish, Low-E IG Glass,  
 Optional Radius Top  
 6'8" shown



**A5037**  
 Mahogany Woodgrain Door,  
 Cherry Finish, Low-E IG Glass,  
 Optional Segment Top  
 6'8" shown



**A5037**  
 Mahogany Woodgrain Door,  
 Cherry Finish, Low-E IG Glass  
 6'8" shown



**A5512**  
 Knotty Alder Woodgrain  
 SDL Door, Caramel Finish,  
 Clear IG Glass, Optional Segment Top  
 6'8" shown



**A5001**  
 Mahogany Woodgrain Door,  
 Sable Finish, Clear IG Glass  
 8'0" shown



**A1260**  
 Knotty Alder Woodgrain Door,  
 Antique Chappo Finish, Clear IG Glass,  
 Optional Segment Top  
 8'0" shown






FOLDING DOOR SYSTEM: A5001 MAHOGANY WOODGRAIN, CARAMEL FINISH, CLEAR IG GLASS

### Folding door hardware

For security, our folding door systems feature key-locking drop bolts, along with night latches and mortise locks (or hook latches, depending on the configuration). Standard hardware finishes include Brushed Stainless Steel and Brushed Bronze. Optional finishes are also available. The sill is a low-level bronze anodized combination for ease of access.

### Folding door configurations

The exterior folding door systems we create are truly customizable, because they're available in several configurations, ranging from two to eight leaves (depending on the opening width). Special order options include door heights of up to 10'. We offer widths up to 48' (for doors opening from the center with a properly engineered header).



### Standard size guide

Number of doors	Door configuration
2	2L or 2R
3	2L1R or 1L2R
4	2L2R, 3L1R or 1L3R
5	4L1R, 1L4R, 3L2R or 2L3R
6	5L1R, 1L5R, 4L2R, 2L4R, 3L3R or 3L3R 90
7	6L1R, 1L6R, 5L2R, 2L5R, 4L3R or 3L4R
8	6L2R, 2L6R, 5L3R, 3L5R or 4L4R



# ENCHANTING CHOICES

IWP® Aurora™ Custom Fiberglass exterior doors are available with all the colors, surface options, glass, decorative accents and hardware you need to make our designs your own. The unique combination you select will give your home a beautifully personalized appearance. Options are shown here; for more information contact your local dealer.



## Woodgrain stain colors

Please note, our Craftsman Collection and Classic Collection designs are available with Oak or Mahogany woodgrain. Old World Collection and patio door designs are available with Knotty Alder or Mahogany woodgrain\*.



Oak

### Finish Colors for Craftsman and Classic



Honey

Caramel

Chappo

Sequoia

Mocha

Sable

Cashmere



Mahogany

### Finish Colors for Craftsman, Classic, Old World and patio doors



Honey

Caramel

Chappo

Sequoia

Mocha


Sable

Cashmere



Knotty Alder

### Finish Colors for Old World and patio doors



Honey

Caramel

Chappo

Sequoia

Mocha

Cashmere






DOOR: A1301 MAHOGANY WOODGRAIN, CASHMERE FINISH, OPTIONAL SPEAKEASY WITH RUSTIC GRILLE IN DARK PATINA



DESIGN OPTIONS

### Paint surface options

For a smooth, versatile appearance, select one of our paint surface colors. These options are available for any IWP Aurora Custom Fiberglass door design. Along with the standard paint surface colors shown here, we can match any paint color you select; simply provide us with a 4" x 4" paint sample or a Sherwin-Williams® paint number.



Ivory

Swiss Coffee

Eggshell

Khaki

Forest

Cobalt

### Antique finishes

We offer antique finish colors for our door designs. This look is achieved through a multistep process that begins with applying a base stain for basic, overall color. Next, a dark brown or black stain (depending on the base color) is applied between the mouldings, panels and character marks, which highlights these areas.

### Distressed texture

Doors in our Old World Collection are available with a distressed surface texture, which gives the doors an aged appearance. To create this texture, we apply random wormholes and additional character marks to the door's stiles, rails, panels and mouldings. To accentuate these marks, we recommend Knotty Alder woodgrain and an antique finish.



## Glass types

We offer a wide array of glass types, and each one offers its own attractive texture, pattern or color. This glass will not only enhance your chosen doors, sidelights and transoms, but also add radiance to your entire home. Select any glass type for our glass designs for a more personalized appearance. To see additional glass options, visit [www.jeld-wen.com](http://www.jeld-wen.com).



Amethyst Baroque



Grey Baroque



Black Baroque



Blue Baroque



Clear Baroque



Antique Brown



Antique Light Rose



Antique Green



Antique Clear



Flash White



Etched/Frosted\*



Glue Chip\*



Rain (Cotswald)\*



Reed



Seedy



Ripple



Gotta



Iridescent Gotta



Clear Fountain



Weave



Waterglass



Low-E



This image contains no glass for comparison

\*Available as tempered glass, single glazed

## Caming

In any glass design, caming is the metal bonding material that fuses individual glass pieces together. This assembly is done by hand, using your choice of Brass, Polished Zinc or Patina caming. Glass with Brass or Polished Zinc caming is triple glazed to protect the finish. Glass with Patina caming can be either single or triple glazed.

1. Polished Zinc    2. Brass    3. Patina



### Decorative metal accents

With decorative metal accents, our Old World Collection doors have an especially charming appearance. These accents include corner, rail and radius straps; diamond and round clavos; door, sidelight and speakeasy grilles in various grille patterns; and a door knocker with an aged look. Each one is available in either Rust Patina or Dark Patina.

*\*Our decorative metal accents are available in either Rust Patina or Dark Patina. Not all designs are available in every woodgrain option or size.*

*NOTE: Variances in photography and printing may cause finish colors shown in this catalog to vary from actual finish. 1/4" clear tempered glass standard on all speakeasies; also available with insulated glass.*

#### Clavos



1-3/4"  
Round Clavos,  
Dark Patina\*



1"  
Round Clavos,  
Rust Patina\*



1-3/4"  
Diamond Clavos,  
Dark Patina\*



1"  
Diamond Clavos,  
Dark Patina\*

#### Door knocker



Dark Patina\*

#### Speakeasies



Bordeaux  
Speakeasy Grille,  
Dark Patina\*



Rustic  
Speakeasy Grille,  
Dark Patina\*



Seville  
Speakeasy Grille,  
Dark Patina\*



Speakeasy Door,  
Hinges and Latch,  
Rust Patina\*

#### Straps



Rail Strap,  
Dark Patina\*



Radius Strap,  
Dark Patina\*



Corner Strap,  
Dark Patina\*

### Entry locksets

Visually appealing lock hardware is available for any of our entry doors. This hardware is created with only the finest materials, and it's available in a range of styles for either right-hand or left-hand doors. Each lockset includes an exterior escutcheon plate, mortise lock, interior escutcheon plate, and your choice of knob or lever for the interior (depending on the model).



Rocky Mountain,  
White Bronze with  
Light Patina



Georgica,  
Brass only



Mission,  
Dark Bronze Patina



Tudor,  
Brass only



# CREATING LONGEVITY

Every IWP® Aurora™ Custom Fiberglass door begins as two detailed fiberglass skins, which are created in molds made from our IWP Custom Wood doors. These skins are made with our exclusive Strata™ Technology, which incorporates multiple layers of resins, tinted resins, base colors and reinforcing materials for greater structural strength. Next, the skins are adhered to engineered wood frames with our exclusive core materials and bonding agents that permanently lock the skin to the frame. The skins are not only durable, but also authentic in appearance.

## The core

In the fiberglass door industry, our PolyMicro Foam Core technology is a first. It not only gives each door a dense, solid feeling, but it also prevents the skin from delaminating (due to the unique core material). The core is permanently bonded to the skins and frame, so it becomes an integral part of the structure, which keeps the doors from warping.

## Prefinishing

For lasting beauty, each door is made with the Permalane prefinishing system. During this comprehensive process, layers of specially formulated grain filler and UV-protective stain coats are applied. These stain coats are encapsulated in the final protective top coat, which is created to withstand extreme environments. Our skilled artisans control airflow, temperature and humidity throughout the entire process for an exceptional finish that will protect and enhance the beauty of our doors.

Classic panel design



1. Permalane prefinish
2. Matching hardwood edge band
3. LVL (laminated veneer lumber) stile
4. PolyMicro foam core
5. Detailed fiberglass skin
6. Raised panel
7. Raised moulding

Craftsman panel design



1. Permalane prefinish
2. Matching hardwood edge band
3. LVL (laminated veneer lumber) stile
4. PolyMicro foam core
5. Detailed fiberglass skin
6. Flat panel
7. Non-profiled sticking



DOOR: A1322 MAHOGANY WOODGRAIN, CARAMEL FINISH, OPTIONAL 1-3/4" ROUND CLAVOS IN DARK PATINA

Old World panel design



SDL panel design



1. Permalane prefinish
2. Matching hardwood edge band
3. LVL (laminated veneer lumber) stile
4. PolyMicro foam core
5. Detailed fiberglass skin
6. Raised panel
7. Raised moulding
8. Knots

1. Permalane prefinish
2. Matching hardwood edge band
3. LVL (laminated veneer lumber) stile
4. Detailed fiberglass skin
5. Composite grilles matching door skin
6. Internal metal shadow bars
7. Clear insulated glass
8. Raised moulding

# SIMPLY COMPLETE

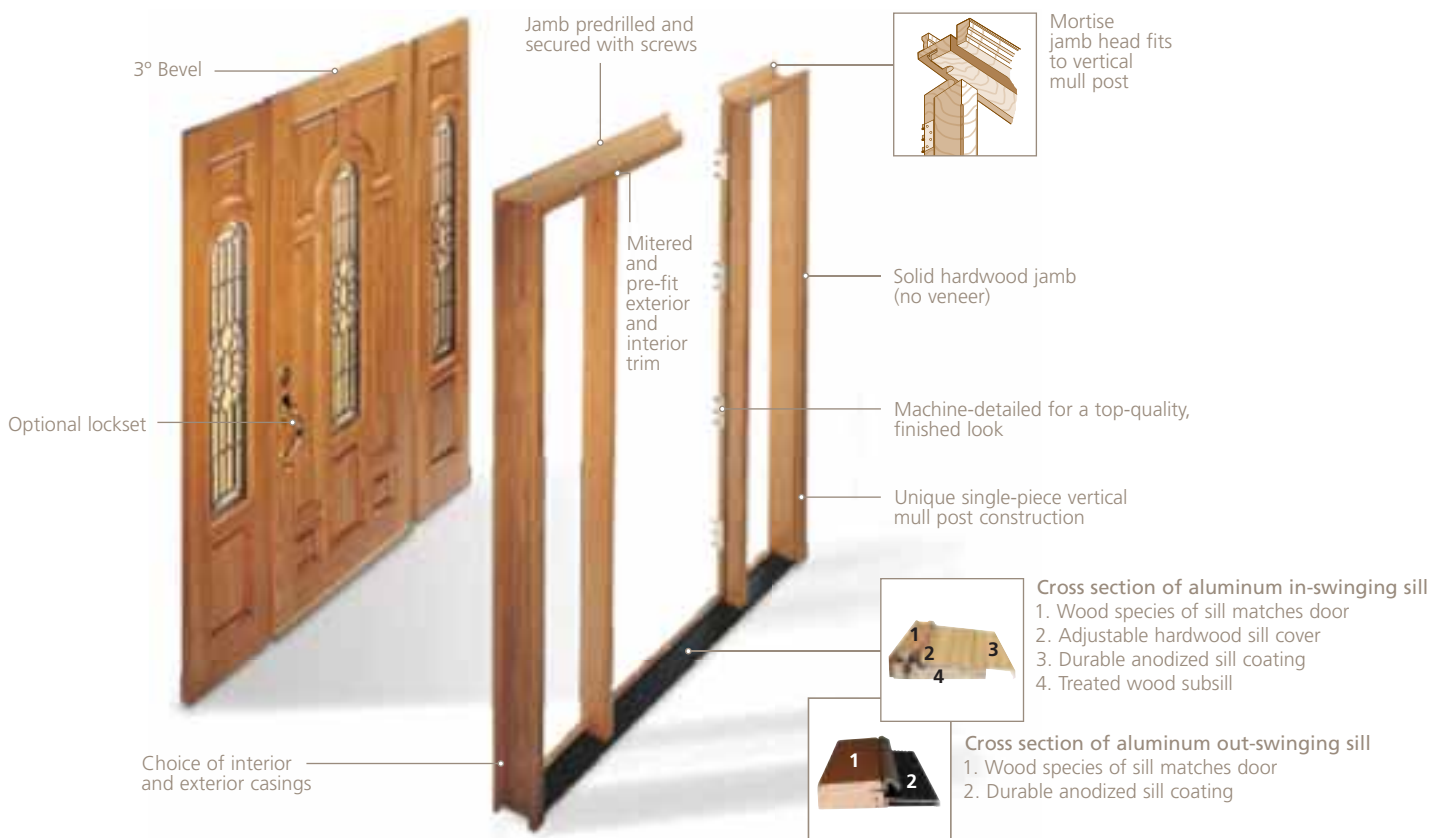
## IWP Insignia® Door System

All IWP® Aurora™ Custom Fiberglass doors are available prehung with the IWP Insignia Door System. This complete package ensures the smoothest installation. It includes all the necessary components, including solid hardwood or composite jambs, mouldings, weatherstrip, concealed-bearing hinges (available with optional decorative hinge tips) and your choice of three sill colors. All parts are precision-machined for a correct fit and a hassle-free installation.

*\*Hardwood jambs and mouldings in the IWP Insignia Door System are covered by the IWP 5-year warranty. Composite jambs and mouldings are covered by the IWP lifetime warranty. See the complete warranty on page 52.*

### Hardwood entry system

*This illustration shows the construction of our IWP Aurora Custom Fiberglass entry system with a hardwood jamb.*




### Hinge options

Our solid brass concealed-bearing hinges are available in four different finishes, so you can choose one to match or complement the other hardware for your door. If you select Oil-Rubbed Bronze, please note that its appearance will change over time.

### Decorative tips

For added character, select our decorative hinge tips. They're available in three shapes, and each shape comes in any of our hinge finish colors.

1. Ball 2. Urn 3. Steeple



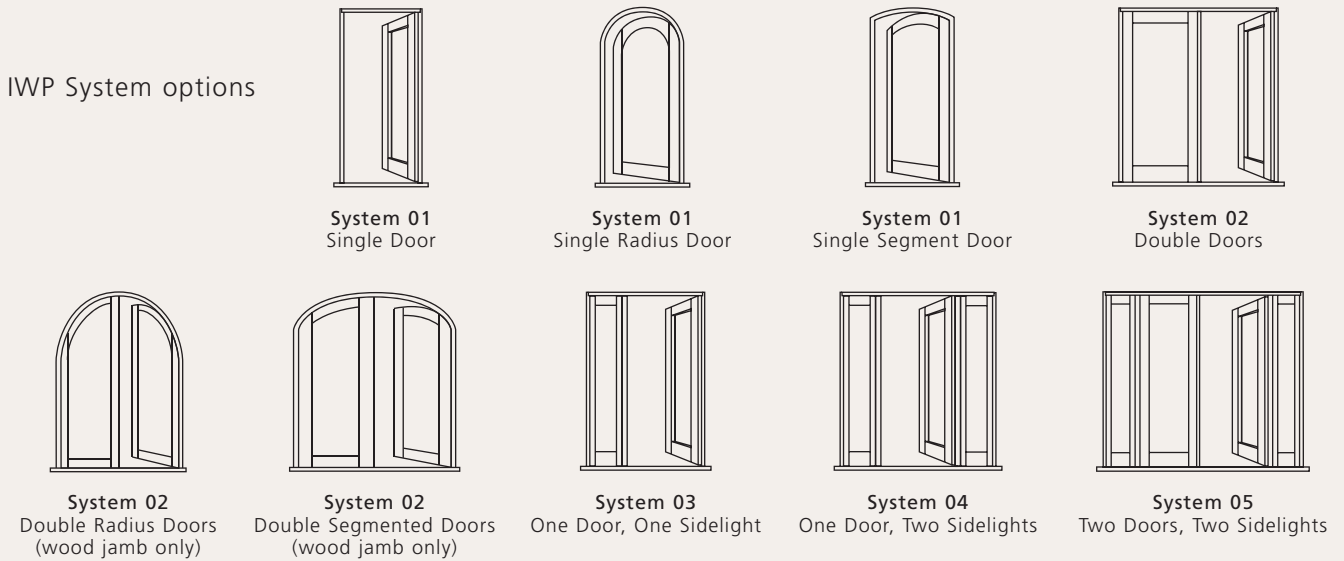


## Fiberglass entry system

This illustration shows the construction of our IWP Aurora Custom fiberglass entry system with a composite jamb.



## IWP System options



## Sills

To help you create a cohesive look for your entrance, we offer sills to match the door's woodgrain and stain color combination.



## Our warranty to you

JELD-WEN® IWP® Custom Doors grace the entrances and passages of exquisite homes throughout the world. Our designs, artisanship and exemplary service have earned JELD-WEN a reputation as the world's finest door maker. This warranty is effective for IWP® Custom Doors manufactured by us on or after August 1, 2005, for use in the United States and Canada. Any previous warranties will continue to apply to door products manufactured by us prior to this date. For additional information, including care and maintenance, installation and finishing instructions, contact us or refer to [www.jeld-wen.com](http://www.jeld-wen.com).

## What this warranty covers

We warrant our products below will be free from defects in materials or workmanship from the date of purchase for the time periods specified below.

**Limited Lifetime Warranty Aurora™ Doors and Component Parts:** We warrant our Aurora™ Door for **five years**. If our product is proven to be defective **after the first five years**, we will offer for purchase a replacement Aurora™ Door product or component part for 50% off the then current JELD-WEN list price.

**Limited Five Year Warranty on Aurora™ Factory Prefinish:** We warrant the factory prefinish on our Aurora™ Door for **five years**. Should the factory prefinish be proven defective, we will at our option refinish the door or pay up to \$350.00 to the current owner.

**Limited Five Year Warranty on IWP® Custom Wood Doors and Component Parts:** We warrant our IWP® Custom Wood Doors for **five years**.

**One Year Limited Warranty on IWP® Custom Wood Door Factory Prefinish:** We warrant the factory prefinish on our IWP Custom Wood Doors for **one year**. Should the factory prefinish be proven defective, we will at our option refinish the door or pay up to \$250.00 for an interior door and up to \$350.00 for an exterior door to the current owner.

## How to get assistance

If you have a problem with your JELD-WEN IWP Custom Door, immediately upon discovery contact the distributor or dealer from whom you purchased our product, or contact us directly:

**Mail:** JELD-WEN Custom Doors  
**Attn:** c/o Warranty Claims  
7365 Mission Gorge Road, Suite G  
San Diego, CA 92120  
**Phone:** 619.229.6700  
**Fax:** 619.229.1150

We can respond quickly and efficiently if you provide the following: a) date and location of purchase, b) how to contact you, c) the address of where the product can be inspected, and d) a description of the problem and the product (photographs are helpful).

## What we will do

Upon receiving your notification, we will send out an acknowledgement within three business days of receipt to the contact identified. We will investigate your claim and take appropriate action within **30 days** of receipt of notification. If it is determined that our product does not have a defect covered by the warranty, we may charge an inspection fee for an onsite inspection that is required or requested by you. If it is determined that there is a defect, we will either repair the door or ship a replacement door to the distributor or person making the warranty claim in the same condition of fitting or finishing as the door originally sold to the distributor. If we are unable to provide replacement and repair is not practical or cannot be made timely, then we will refund the purchase price. This guarantee gives you specific legal rights, and you may have other rights that vary from state to state.

If the claimed nonconformity is warp, we may defer repairing or replacing the door panel for a period up to **twelve months** from the date of claim. It is not uncommon for a temporary warp condition to occur as the door panel adjusts to local humidity and temperature conditions. This deferral will not be counted against the warranty period.

## What this warranty does not cover

We are not liable for:

- Warp for any 3'6" wide by 8'0" high by 1 3/4", or smaller door panel, which does not exceed 1/4" in the plane of the door panel itself; door panels wider and/or higher are not guaranteed for warp; warp, bow, misalignment, splitting, or shrinking caused by the natural tendencies of the wood for any door manufactured with a wood species not part of IWP's standard offering.
- Normal wear and tear, including normal wear and tear of weatherstrip; and natural weathering of surfaces or variations in the color or texture of the wood or finish; surface checks that are less than 1/32" in width and/or 2" in length; Knotty Alder: surface checks that are less than 1/8" in width and/or 5" in length, and knot placement, quantity, or size.
- Problems due to misuse, abuse, failure to follow the care and maintenance instructions; failure to provide an adequate overhang (See Homeowners Manual for IWP Appropriate Exposures or consult your dealer if you have questions); or as a result of any cause beyond our control (e.g., fire, flood, earthquake, other acts of nature, and acts of third parties outside of our control).
- Problems related to: improper finishing of all surfaces (front and back) and edges (top, bottom, and sides) of the door system (See Finishing Instructions in Homeowners Manual); variation or unsatisfactory results in sheen or texture resulting from the field application of paint or any other finishing material; damage caused by extreme temperature buildup where storm doors are present.
- Bow or misalignment in the frame or jamb in which the door panel is hung (if such is purchased from IWP unmachined and not prehung); problems related to water and/or air infiltration due to improper assembly or installation; and structural integrity issues or problems caused by improper fitting of the hardware or sizing of the panel.
- Discoloration or rusting of decorative metal accent options, such as grilles, clavos, straps, etc.; solid oak or mahogany sill that is provided by us; or hardware or inserts that are not provided by us, such as locksets, door handles, strikes, etc.
- Cost for labor, installation, removal or refinishing (other than stated above) of the replacement door or component.
- Damage or poor product performance resulting from installation into a condition that exceeds product design standards and/or certified performance specifications and/or does not comply with applicable building codes.
- Slight expansion or contraction due to varying environmental conditions; panel movement (shrinkage) of 1/4" or less due to temperature and humidity. Consult your Homeowner's Manual on how to work with this natural movement.
- Incidental or consequential damage. Some states do not allow the exclusion or limitation of incidental or consequential damages, so this may not apply to you.

## IMPORTANT LEGAL INFORMATION

**This Warranty sets forth our maximum liability for our products. We shall not be liable for special, indirect, consequential, or incidental damages. Your sole and exclusive remedy with respect to any and all losses or damages resulting from any cause whatsoever shall be as specified herein. We make no other warranty or guarantee, either express or implied, including implied warranties of merchantability and fitness for a particular purpose to the original purchaser or to any subsequent user of the product, except as expressly contained herein. In the event state law precludes exclusion or limitation of implied warranties, the duration of any such warranties shall be no longer than, and the time and manner of presenting any claim thereon shall be the same as, that provided in the express warranty stated herein.**

No distributor, dealer or representative of JELD-WEN has the authority to change, modify or expand this warranty. This warranty extends to the original purchaser (original purchaser means the contractor/distributor/purchaser and the initial owner of the structure where the product is initially installed) and is not transferable. The original purchaser of this product acknowledges that they have read this warranty, understand it and are bound by its terms and agrees to provide this warranty to the original owner of the structure into which the product is installed. Should state or provincial law preclude no transferability, then the warranty period is effective five years from the date of initial purchase for doors and one year from the date of initial purchase for the factory prefinish.

©2005 JELD-WEN, inc. JELD-WEN and IWP are registered trademarks of JELD-WEN, inc., Oregon, USA.

# DOOR INDEX

Model	Page
A102	27
A110	25, 26, 27
A112	30, 31
A115	24
A160	31
A200	22
A201	23
A225	22, 23
A250	16, 17
A252	2, 18, 19
A302	21, 29
A312	12, 13
A362	13
A387	12, 13
A401	21
A412	14, 20
A465	27
A730	29
A800	28
A890	29
A1103	12, 13
A1202	4, 6, 7, 8, 9, 45
A1208	8
A1209	10
A1221	7, 45
A1222	8
A1260	33, 35, 41
A1301	9, 10, 45
A1308	10
A1322	5, 6, 7, 8, 9, 49
A5001	37, 38, 41, 42
A5010	38
A5012	40
A5015	37, 39
A5037	32, 33, 34, 35, 41
A5506	36, 40
A5508	40
A5509	37, 40
A5512	39, 41
A5944	39



A1202 MAHOGANY WOODGRAIN RADIUS TOP DOORS, CASHMERE FINISH, 1-3/4" ROUND CLAVOS IN DARK PATINA





The JELD-WEN Web site is your ultimate resource for learning about our reliable windows and doors. It has all the product information and design advice you need. Visit us at [www.jeld-wen.com](http://www.jeld-wen.com) today.

**RELIABILITY** *for real life*<sup>®</sup>

[www.jeld-wen.com/auroradoors](http://www.jeld-wen.com/auroradoors)  
To order IWP doors, call 800.468.3667 or fax 800.426.8655



Official window, door and millwork provider  
of the PGA TOUR and Champions Tour

**JELD-WEN**  
WINDOWS & DOORS

©2003, 2007 JELD-WEN, inc. JELD-WEN, Armada, Aurora, Cathedral, Etruscan, Helios, Insignia, IWP, Meander, Mediterranean, Metropolis, Monte Carlo, Nouveau, Reliability for real life, Strata and Sundial are trademarks or registered trademarks of JELD-WEN, inc., Oregon, USA. All other trademarks are the property of their respective owners.

JELD-WEN reserves the right to change product specifications without notice.  
Please check our Web site, [www.jeld-wen.com](http://www.jeld-wen.com), for current information.

PT 30M 6/07 10-225 8688